



November 13-19, 2016

Sunday November 13, 2016 indoor picnic

Monday November 14, 2016 Read a book

Tuesday November 15, 2016 play a game

Wednesday November 16, 2016 make a dessert

Thursday November 17, 2016 make a volcano

Friday November 18, 2016 make play dough

Saturday November 19, 2016 No electronics.

Make this a day of having fun in all that you do. Just take the time to do it together.

Nation Family week is a week for families to come together and bond. Included in this packet are some fun things to do together. Take time to plan a picnic on your kitchen floor. You can talk about school, work, vacations, and friends anything your heart desires.

Did you have a favorite book as a kid? You might be able to find it at the library. Check it out and share with your family. You could even read your child's favorite book and act it out.

GAME NIGHT

Charades

Write a bunch of topics down have kids act them out and guess. For instance cow, cat, fishing, jumping, singing, dancing etc.....

Don't eat Pete




How to play:

1. Put one piece of candy in each square.
2. Send one person out of the room.
3. Pick a piece of candy on the grid to be "Pete."
4. Call the person back in the room but don't tell him/her where "Pete" is.
5. The "it" person picks up candy one piece at a time. If the candy is not "Pete," the person is allowed to eat it. If the candy is "Pete," everyone yells "DON'T EAT PETE!" and that person's turn is over.

The whole point is to put off finding Pete as long as possible so you get to eat more candy. This game is loads of fun for people of all ages!

You can use Cheerios, Skittles, Corn Chex, Candy Corn, gold fish just to name a few.

DON'T *eat* PETE



A Yummy and Quick Dessert

8 oz. Cool Whip

2 (8 oz.) yogurt (any flavor)

Mix and spread over graham cracker crumbs in 8 x 8 pan.

CRUMBS:

1 c. graham cracker crumbs

1/4 c. butter

A little sugar

How to make a home volcano:

Baking soda and vinegar volcano

Use baking soda and vinegar to create an awesome chemical reaction! Watch as it rapidly fizzes over the container and make sure you've got some towels ready to clean up.

What you'll need:

- Baking Soda (make sure it's not baking powder)
- Vinegar
- A container to hold everything and avoid a big mess!
- Paper towels or a cloth (just in case)

Instructions:

1. Place some of the baking soda into your container.
2. Pour in some of the vinegar
3. Watch as the reaction takes place! **What's happening?**

The baking soda (sodium bicarbonate) is a base while the vinegar (acetic acid) is an acid. When they react together they form carbonic acid which is very unstable, it instantly breaks apart into water and carbon dioxide, which creates all the fizzing as it escapes the solution.

Homemade Play dough

Basic ingredient ratios:

2 cups flour

2 cups warm water

1 cup salt

2 Tablespoons vegetable oil

1 Tablespoon cream of tartar (optional for improved elasticity)

Food coloring (liquid, powder, or unsweetened Kool-Aid or similar drink mix)
scented oils

Mix till all blended HAVE FUN!!!!